

How to get your new Catholic Ladies' College app

Follow these simple steps to quickly and easily set up your new app.



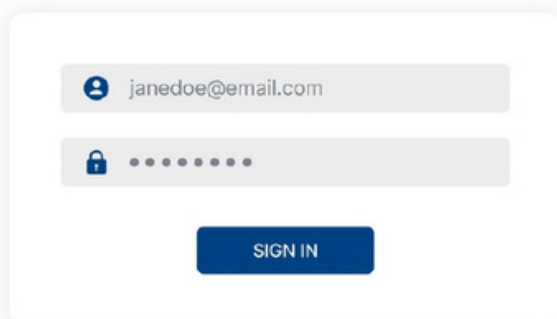

IF YOU HAVE ANY TROUBLE CONNECTING, PLEASE CONTACT THE CLC HELP DESK it@clc.vic.edu.au

STEP 1

Search & Download

Search for your school on the Apple App Store or Google Play to download the app.

Search for **Catholic Ladies College**



STEP 2

Sign In

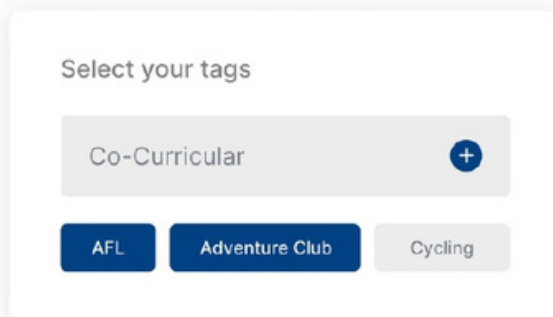
Log in using your username and password.

Use the log in and password that is in the email. After the first log in you will be prompted to change your password.

STEP 3

Manage Subscription

Tap settings, then Subscriptions and make your selection. You can change your Subscriptions at any time.



When you log in for the first time you will be taken on a mini tour of the app.

Stay Connected

You will now receive the latest updates and information from your school. Everything you need to stay in the loop is all in one handy place.